

- D** Zusatz-Mobilteil für DVT40 Set
- F** Élément mobile supplémentaire pour DVT40 Set
- GB** Additional mobile unit for DVT40 set
- D** Bedienungsanleitung

1. Einleitung

Lesen Sie diese Bedienungsanleitung vollständig und sorgfältig durch. Die Bedienungsanleitung gehört zu diesem Produkt und enthält wichtige Hinweise zur Inbetriebnahme und Handhabung. Lesen Sie auch die Bedienungsanleitung des Grundsets. Beachten Sie immer alle Sicherheitshinweise. Sollten Sie Fragen haben oder unsicher in Bezug auf die Handhabung der Geräte sein, dann holen Sie den Rat eines Fachmannes ein. Bewahren Sie diese Anleitung sorgfältig auf und geben Sie sie ggf. an Dritte weiter.

2. Bestimmungsgemäße Verwendung

Das Zusatz-Mobilteil besteht aus einem Mobilteil DVT40M mit Ladestation und Netzgerät. Es dient zur Erweiterung des DVT40 Sets. Es können insgesamt maximal zwei Mobilteile mit max. zwei Türsprechstellen gepaart werden.

Das Mobilteil mit 2,4 Zoll-Monitor lässt sich über Tasten bedienen.

Das Kamerabild erscheint in Farbe. Bei Dunkelheit werden die in der Türsprechstelle integrierten weißen LEDs aktiviert, um das Gesicht von einer vor der Kamera stehenden Person auszuleuchten. Hierbei erscheint das Bild in Farbe. Durch eine zusätzliche Beleuchtung kann die Bildqualität bei schlechten Lichtverhältnissen verbessert werden.

Die Bild- und Tonübertragung erfolgt drahtlos im Frequenzbereich 2,4 GHz.

Die Ladestation einschließlich Netzgerät sowie das Mobilteil müssen vor Feuchtigkeit und Nässe geschützt werden.

Die automatische Aufladung des Lithiumakkus im Mobilteil erfolgt über die Ladestation, die am Netzstrom 230 V~, 50 Hz über das mitgelieferte Netzgerät angeschlossen ist. Durch den integrierten Akku ist das Mobilteil tragbar.

Jede andere Verwendung oder Veränderung der Geräte gilt als nicht bestimmungsgemäß und birgt erhebliche Unfallgefahren. Der Hersteller haftet nicht für Schäden, die durch nicht bestimmungsgemäßen Gebrauch oder falsche Bedienung verursacht werden.

Dieses Gerät ist nicht dafür bestimmt, durch Personen (einschließlich Kinder) mit eingeschränkten physischen, sensorischen oder geistigen

Fähigkeiten oder mangels Erfahrung und/oder mangels Wissen benutzt zu werden, es sei denn, sie werden durch eine für ihre Sicherheit zuständige Person beaufsichtigt oder erhalten von ihr Anweisungen, wie das Gerät zu benutzen ist. Kinder müssen beaufsichtigt werden, um sicherzustellen, dass sie nicht mit dem Gerät spielen.

3. Lieferumfang

- Mobilteil
- Lithiumakku
- Ladestation inkl. Netzgerät
- Bedienungsanleitung

4. Technische Daten

Mobilteil DVT40M

Lithium Akku	3,7 V, 1100 mAh
Akku-Leistungsabfall	ca. 10% nach 300 Ladezyklen
Ladespannung	über Ladestation
Erste Ladezeit	5 Stunden
Bereitschaftszeit	bis zu 18 Stunden ohne Ladestation
Gesprächszeit	bis zu 2-3 Stunden ohne Ladestation
Stromaufnahme	max. 400 mA
Funk-Modulation	GFSK
Bildschirmdiagonale	2,4" (6,1 cm)
Monitor-Bildauflösung	240 x 320 Pixel
integrierter Bildspeicher	Ringspeicher, max. 100 Schnappschüsse
Betriebstemperatur	± 0° C bis + 40° C
Abmessungen	53 x 187 x 26 mm

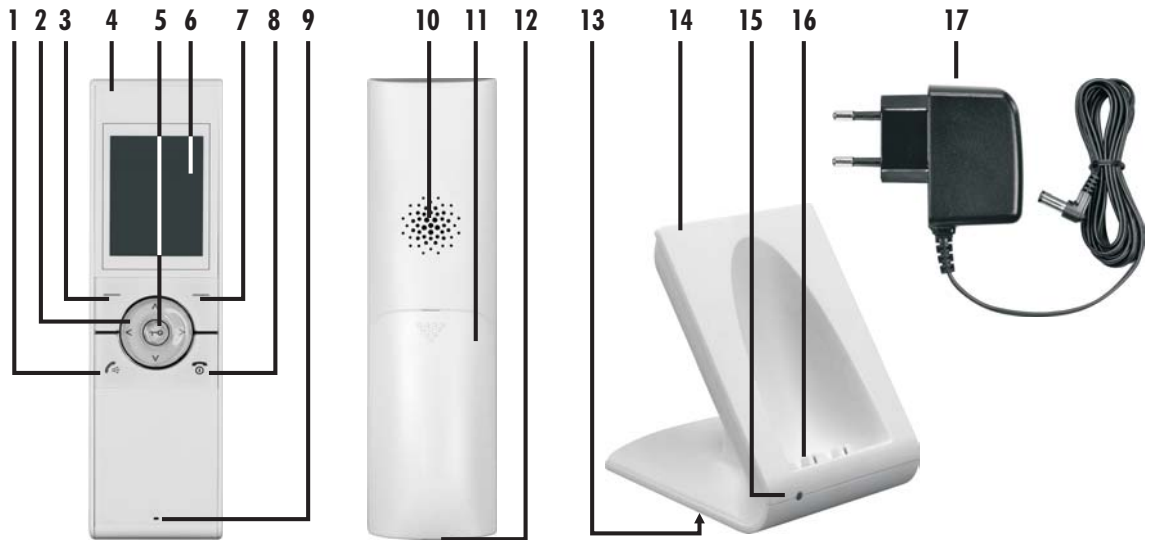
Ladestation DVT40L

Betriebsspannung	12 V \equiv DC (Netzgerät)
Stromaufnahme	max. 300 mA
Betriebstemperatur	± 0° C bis + 40° C
Abmessungen	80 x 105 x 95 mm

Netzgerät für Ladestation

Stromversorgung	230 V ~ AC, 50 Hz
Stromausgang	12 V \equiv DC, 500 mA
Anwendung	nur im Innenbereich



5. Ausstattung



Mobilteil DVT40M

- 1 Sprechstaste 
- 2 Tasten < / > / ^ / v
- 3 Taste — links
- 4 Mobilteil
- 5 Türöffnertaste  (leuchtet blau beim Aufladen des Akkus)
- 6 Bildschirm





Anzeigen auf dem Startbildschirm:


-  Akkuanzeige für Mobilteil
- 14:37 aktuelle Uhrzeit
-  an der Türsprechstelle wurde geklingelt, das Gespräch jedoch nicht angenommen und dabei wurde ein Schnappschuss gespeichert (Symbol blinkt rot - verschwindet, sobald Menüpunkt "Bilder zeigen" geöffnet wurde)

-  Akku im Mobilteil fast leer, unbedingt laden

Anzeigen auf dem Kamerabild-Bildschirm:

- 1# Angabe der Türsprechstelle 1 oder 2
-  aktuelle Türsprechstelle wird über Netzgerät mit Spannung versorgt

-  aktuelle Türsprechstelle wird über Batterien mit Spannung versorgt
-  Anzeige, dass Gespräch angenommen wurde und Wechselsprechbetrieb aktiv ist
-  Funkverbindungs-Anzeige
-  Schnappschuss wurde gespeichert
- 14:37 aktuelle Uhrzeit

- 7 Taste — rechts
- 8 Ein- / Aus- Taste 
- 9 Mikrofon
- 10 Lautsprecher
- 11 Akkufachdeckel
- 12 Verbindung für Ladestation

Ladestation DVT40L

- 13 Anschluss für Netzgerät
- 14 Ladestation
- 15 Power-LED
- 16 Verbindung zum Mobilteil

6. Sicherheitshinweise

Die folgenden Hinweise dienen Ihrer Sicherheit und Zufriedenheit beim Betrieb des Gerätes. Beachten Sie, dass die Nichtbeachtung dieser Sicherheitshinweise zu erheblichen Unfallgefahren führen kann.

⚠ Gefahr! Bei Nichtbeachtung der folgenden Hinweise werden Leben, Gesundheit und Sachwerte gefährdet.

- Lassen Sie Kleinkinder nicht unbeaufsichtigt mit dem Gerät, Verpackungsmaterial oder Kleinteilen! Andernfalls droht Lebensgefahr durch Erstickten!
- Behandeln Sie die Zuleitungen vorsichtig! Verlegen Sie diese so, dass sie nicht beschädigt werden können und keine Stolpergefahr darstellen. Ziehen Sie die Kabel nicht über scharfe Kanten, und quetschen oder klemmen Sie sie nicht anderweitig ein. Andernfalls drohen Lebens- und Verletzungsgefahr!

- Verhindern Sie, dass die Komponenten mit Feuchtigkeit in Berührung kommen. Tauchen Sie die Geräte nicht ins Wasser ein! Andernfalls droht Lebensgefahr!
- Betreiben Sie die Ladestation ausschließlich mit dem mitgelieferten Netzgerät. Vergewissern Sie sich vor dem Spannungsanschluss des Netzgerätes, dass die Spannung vorschriftsmäßig mit 230 V ~ AC, 50 Hz und mit einer vorschriftsmäßigen Sicherung ausgestattet ist.
- Achten Sie darauf, dass Akkus nicht kurzgeschlossen oder ins Feuer geworfen werden. Sie dürfen außerdem nicht aufgeladen oder geöffnet werden. Es besteht Lebensgefahr durch Explosion!
- Ausgelaufene oder beschädigte Akkus können bei Berührung mit der Haut Verätzungen verursachen, benutzen Sie deshalb in diesem Fall geeignete Schutzhandschuhe.

- Betreiben Sie die Geräte ausschließlich mit den angegebenen Akkutypen.
- Achtung! Explosionsgefahr bei unsachgemäßem Auswechseln der Lithium-Batterie. Ersatz nur durch denselben oder einen gleichwertigen Typ.
- Achten Sie beim Einlegen des Akkus auf die richtige Polung.
- Setzen Sie die Geräte und die Akkus nicht der Nähe von Feuer, Hitze oder lang andauernder hoher Temperatureinwirkung aus!
- Schützen Sie die Geräte vor starken mechanischen Beanspruchungen und Erschütterungen!
- Schützen Sie die Geräte vor starken magnetischen oder elektrischen Feldern!
- Verwenden Sie die Geräte nur mit den mitgelieferten Originalteilen oder Originalzubehör!
- Überprüfen Sie vor dem Zusammenbau und der Inbetriebnahme die Lieferung auf Beschädigungen und Vollständigkeit!
- Schließen Sie kein beschädigtes Gerät (z.B. Transportschaden) an. Fragen Sie im Zweifelsfall Ihren Kundendienst. Reparaturen und Eingriffe an den Geräten dürfen nur von Fachkräften durchgeführt werden.
- Ziehen Sie bei längerem Nichtbenutzen des Gerätes immer das Netzgerät aus der Netzsteckdose.
- Dieses System erzeugt und verwendet Funksignale. Wenn die Geräte nicht in Übereinstimmung mit der Anleitung installiert und betrieben werden, kann dies eine Störung anderer Geräte zur Folge haben, bzw. können diese durch andere Geräte gestört werden. Versuchen Sie solche Störungen zu vermeiden, indem Sie die Lage der Geräte verändern.

7. Platzierung des Mobilteils

Achten Sie auf folgende Punkte:

- Die Ladestation soll auf eine ebene und feste Fläche aufgestellt werden, am besten ca. 1-1,5 m über dem Boden und nicht direkt neben einer Wand (bessere Empfangsbedingungen).
- Platzieren Sie die Ladestation an einer geeigneten zentralen Stelle innerhalb der Wohnung, z.B. im Flur. Achten Sie darauf, dass der Klingelton des Mobilteils in der gesamten Wohnung zu hören ist.
- Achten Sie darauf, dass sich eine Netzsteckdose für die Netzstromversorgung innerhalb der Reichweite des Netzgerätekabels befindet.

Funkreichweite

Die maximale Reichweite der Funkübertragung beträgt ca. 100-150 m bei Sichtkontakt zwischen Mobilgerät und Türsprechstelle. In Gebäuden ist die Reichweite durch Wände (insbesondere Stahlbeton-Wände) und Decken deutlich geringer (typisch ca. 20 m).

Eine Garantie für diese Reichweite ist jedoch nicht möglich, da die örtlichen Gegebenheiten am Aufstellungsort diese negativ beeinflussen können.

Um Fehlfunktionen zu vermeiden, darf pro Überwachungsort/Haus/Wohnung nur ein Funk-System installiert werden.

Eine Verschlechterung der Reichweite ist z.B. zu erwarten durch folgende

Einflüsse:

- Wände und Decken, insbesondere solche aus Stahlbeton oder Metall
- Blechflächen z.B. Kühlschrank, Blechregale
- Beschichtete Fenster (z.B. Energiespar-Fenster), Heizkörper, Metallflächen
- Starke elektrische Felder und andere Funkgeräte, z. B. Mikrowellenherde, Funktelefone, Handys, Funk-Geräte im 2,4 GHz Bereich, elektrische Motoren und Starkstromleitungen.
- Geräte auf der gleichen oder benachbarten Funk-Frequenz (z.B. ein WLAN-System)

8. Anschluss

- Verbinden Sie den Kleinspannungsstecker des mitgelieferten Netzgerätes [17] mit dem Netzgerätanschluss [13] der Ladestation [14].
- Stecken Sie das Netzgerät in eine geeignete Netzsteckdose, die Power-Anzeige [15] leuchtet blau.
- Öffnen Sie das Akkufach [11] des Mobilteils.
- Legen Sie den mitgelieferten Lithiumakku polrichtig ein.
- Schließen Sie das Akkufach wieder.
- Entfernen Sie die Schutzfolie vom Bildschirm [6].
- Stellen Sie das Mobilteil in die Ladestation. Die Aufladung des Lithiumakkus beginnt automatisch nach dem Einstellen in das Ladegerät.


Hinweis:

Vor der ersten Inbetriebnahme lassen Sie das Mobilteil zuerst 5 Stunden vollständig aufladen.

9. Paarung mit der Türsprechstelle

Das Zusatz-Mobilteil und die Türsprechstelle DVT40T müssen miteinander gepaart werden, um eine Funkverbindung aufbauen zu können.

Um das Zusatz-Mobilteil (max. 1 Zusatz-Mobilteil) mit der Türsprechstelle zu verbinden, gehen Sie wie folgt vor:

- Die Türsprechstelle muss mit Spannung versorgt sein.
- Um das Mobilteil [4] einzuschalten, drücken Sie die Ein/Aus-Taste  [8] am Mobilteil, bis der Start-Bildschirm erscheint.
- Drücken Sie die linke Taste — [3 - "Menü"], um das Menü zu öffnen.
- Bewegen Sie sich mit den Tasten \wedge und \vee [2] zum Menüpunkt "Verbindung" und drücken Sie die linke Taste — [3 - "Wählen"]. Es erscheinen Die Kanäle No. 1 und No. 2, die Raute # zeigt an, welcher Kanal gerade ausgewählt ist.
- Bewegen Sie die Raute # durch Drücken von \vee [2] auf Kanal No. 2.
- Drücken Sie die linke Taste — [3 - "✓"]. Das Mobilteil piepzt und Sie haben nun ca. 20 Sekunden Zeit für die Paarung.
- Drücken Sie an der Türsprechstelle die Paarungstaste so lange, bis als Bestätigung der erfolgreichen Paarung drei kurze Pieptöne an der Türsprechstelle zu hören sind, am Mobilteil ertönt ein "Plop" und der Startbildschirm ist wieder zu sehen.

Hinweis:

War die Paarung nicht erfolgreich, ist ein kurzer Doppelpolton zu hören und der Startbildschirm ist wieder zu sehen. In diesem Fall positionieren Sie die Kamera weiter weg vom Monitor, wenn Sie vorher zu nah am Monitor war bzw. positionieren Sie die Kamera näher am Monitor, wenn sie vorher zu weit weg vom Monitor war.

10. Wartung und Reinigung

- Die Geräte sind wartungsfrei: Öffnen Sie sie deshalb niemals, außer zum Akkuwechsel.
- Überprüfen Sie regelmäßig die technische Sicherheit und die Funktion.
- Ziehen Sie vor der Reinigung das Netzgerät aus der Steckdose.
- Die Geräte dürfen äußerlich nur mit einem weichen, nebelfeuchten Tuch oder Pinsel gereinigt werden.

Verwenden Sie zur Reinigung keine Lösungsmittel-haltigen Reinigungsmittel, Benzine, Alkohole oder ähnliches. Dadurch wird die Oberfläche der Geräte angegriffen. Außerdem sind die Dämpfe gesundheitsschädlich und explosiv. Verwenden Sie zur Reinigung auch keine scharfkantigen Werkzeuge, Schraubendreher, Metallbürsten o.ä.

11. Entsorgung



Sie dürfen Verpackungsmaterial oder Geräte nicht im Hausmüll entsorgen, führen Sie sie der Wiederverwertung zu. Den zuständigen Recyclinghof bzw. die nächste Sammelstelle erfragen Sie bei Ihrer Gemeinde.

12. Vereinfachte EU-Konformitätserklärung



Hiermit erklärt INDEXA GmbH, dass der Funkalarmanlagentyp DVT40M der Richtlinie 2014/53/EU entspricht. Der vollständige Text der EU-Konformitätserklärung ist unter der folgenden Internetadresse verfügbar:

http://www.indexa.de/w2/f_CE.htm.

13. Rechtliche Hinweise

Dieses Produkt oder diese Software kann Code unter der GNU General Public License v2, wie z.B. den linux kernel, unter der GNU Lesser General Public License v2.1 oder unter der Apache Lizenz v2.0 enthalten oder verwenden.

Wenn Sie weitere Informationen zu Lizenzbedingungen und – soweit von der Lizenz verlangt – Source Codes erhalten möchten, senden Sie bitte eine E-Mail an copyrequest@indexa.de, um diese kostenlos zu erhalten. Einige Lizenzen verlangen jedoch die Bereitstellung von physikalischen Kopien des Source Codes. Auch in diesem Fall können Sie eine Kopie der Source Codes erhalten, indem Sie uns unter copyrequest@indexa.de kontaktieren. Für diese Leistung werden wir Ihnen die bei uns entstehenden nominellen Kosten berechnen (d.h. die Kosten für die physikalische Durchführung der Bereitstellung des Source

Codes.

Hinweis: Ihre Kopie des Produktes enthält möglicherweise keinen Code unter einer oder mehrerer der Lizenzen, die hier aufgelistet sind, abhängig von dem exakten Produkt und der Version, die Sie gewählt haben.

Die entsprechenden Lizenztexte finden Sie am Ende der Anleitung.
v1.0

14. Fehlerbehebung

Zur Fehlerbehebung beachten Sie das Kapitel "Fehlersuche" in der Bedienungsanleitung des Grundsets.

Indexa GmbH
Paul-Böhringer-Str. 3
74229 Oedheim
Deutschland
www.indexa.de
2017/10/24
Änderungen vorbehalten

1. Introduction

Veillez lire intégralement et attentivement cette notice d'utilisation. Cette notice d'utilisation fait partie intégrante de ce produit et contient des informations importantes concernant la mise en service et la manipulation. Veillez lire aussi le mode d'emploi d'ensemble de base. Respectez toujours les consignes de sécurité. Si vous avez des questions ou si vous avez un doute s'agissant de l'utilisation des appareils, veuillez demander conseil à un technicien professionnel. Conservez soigneusement ces instructions et remettez-les à toute personne utile.

2. Utilisation conforme aux instructions

L'élément mobile supplémentaire se compose d'un élément mobile DVT40M avec une station d'accueil et un adaptateur secteur. Il sert à compléter l'ensemble DVT40. Il est possible d'associer au maximum deux élément mobiles avec deux portiers.

L'élément mobile est muni d'un écran de 2,4 pouces et s'utilise avec des touches.

L'image est en couleur. Lorsqu'il fait sombre, les LED blanches intégrées dans l'interphone s'activent, pour éclairer le visage d'une personne se tenant face à la caméra. Dans ce cas, faisant ainsi apparaître l'image en couleur. Si la luminosité est insuffisante, un éclairage supplémentaire peut améliorer la qualité de l'image.

La transmission sans fil des images et du son vers le récepteur s'effectue de façon dans le domaine de fréquence 2.4 GHz.

La station d'accueil (dotée d'un adaptateur secteur) et l'élément mobile doivent toutefois être protégés de l'humidité et de la pluie.

La batterie au lithium de l'élément mobile se recharge automatiquement sur la station d'accueil, qui se branche à l'électricité 230 V~, 50 Hz à l'aide de l'adaptateur secteur fourni. Grâce à sa batterie intégrée, l'élément mobile est portable.

Toute autre utilisation ou modification des appareils n'est pas conforme et peut engendrer des accidents. Le fabricant décline toute responsabilité pour les dommages résultants d'une utilisation non-conforme ou d'une mauvaise manipulation.

Cet appareil n'est pas prévu pour être utilisé par des personnes présentant des capacités physiques, sensorielles ou mentales réduites, ni par des personnes inexpérimentées ou ne connaissant par son fonctionnement, ni par des enfants, à moins que ces personnes soient sous la surveillance d'une personne répondant de leur sécurité ou qu'elles aient reçu des instructions sur le fonctionnement de l'appareil. Les enfants doivent être surveillés pour qu'ils ne jouent pas avec l'appareil.

3. Pièces fournies à la livraison

- Élément mobile
- Batterie au lithium
- Station d'accueil pour élément mobile avec adaptateur secteur
- Instruction d'utilisation

4. Données technique

Élément mobile DVT40M

Batterie lithium	3,7 V, 1100 mAh
dégradation des performances	environ 10% après 300 cycles de charge
Tension de charge	sur la station d'accueil
Durée de la première charge	5 heures
Durée de disponibilité	jusqu'à 18 heures en dehors de la station
Durée de conversation	jusqu'à 2 ou 3 heures en dehors de la station
Consommation en courant	max. 400 mA
Modulation du signal	GFSK
Diagonale de l'écran	2,4" (6,1 cm)
Résolution moniteur	240 x 320 Pixel
Mémoire d'images intégrée	Mémoire circulaire, max. 100 captures d'écran
Température de fonctionnement	entre $\pm 0^{\circ}\text{C}$ et $+ 40^{\circ}\text{C}$
Dimensions	53 x 187 x 26 mm

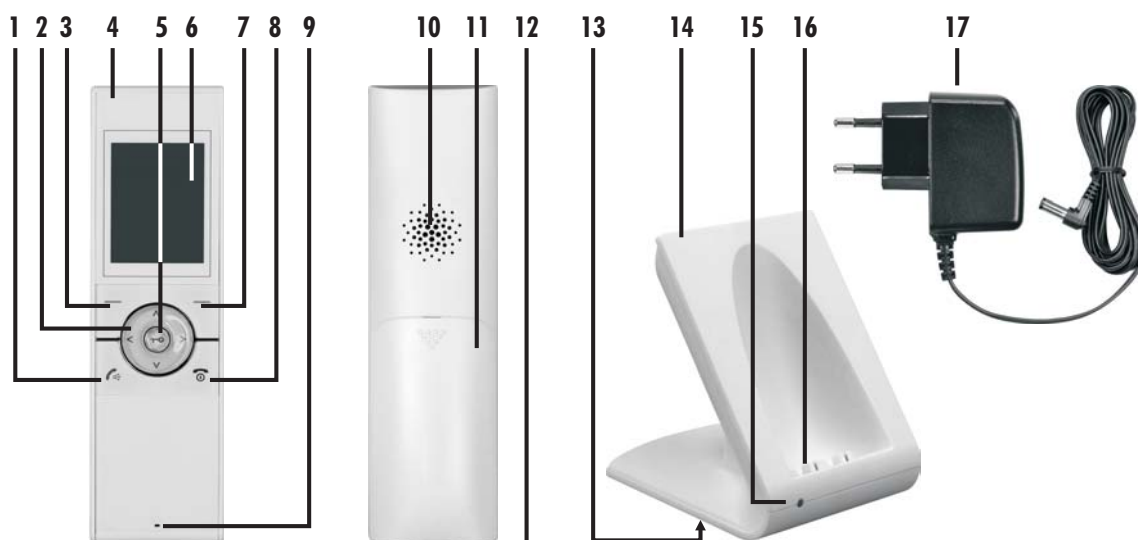
Station d'accueil DVT40L

Tension d'alimentation	12 V \equiv DC (chargeur)
Consommation en courant	max. 300 mA
Température de fonctionnement	$\pm 0^{\circ}\text{C}$ bis $+ 40^{\circ}\text{C}$
Dimensions	80 x 105 x 95 mm

Adaptateur secteur t pour la station d'accueil

Alimentation électrique	230 V \sim AC, 50 Hz
Sortie	12 V \equiv DC, 500 mA
Utilisation	uniquement en intérieur

5. Équipement



Élément mobile DVT40M

- 1 Touche " parler "
- 2 Touches < / > / ^ / v
- 3 Touche — gauche
- 4 Élément mobile
- 5 Touche d'ouverture de porte (s'allume en bleu lorsque la batterie est chargée)
- 6 Écran

Affichage sur l'écran de démarrage :

- Témoign de batterie pour l'élément mobile
- 14:37 Heure
- Quelqu'un a sonné au portier, mais la conversation n'a pas été engagée et une capture d'écran a été enregistrée (le symbole clignote en rouge et disparaît à l'ouverture du menu "Afficher les images")
- Batterie dans l'élément mobile presque vide, chargez-le

Affichage sur l'écran de la caméra :

- 1# Indique le portier 1 ou 2

- Le portier en cours est alimenté en électricité par un adaptateur secteur
- Le portier en cours est alimenté en électricité par batterie
- Témoign indiquant que la conversation a été engagée et que le mode semi-duplex est activé
- Témoign de connexion radio
- Une capture d'écran a été enregistrée
- 14:37 Heure

- 7 Touche - droite
- 8 Bouton Marche / Arrêt
- 9 Microphone
- 10 Haut-parleur
- 11 Compartiment à piles
- 12 Connexion avec la station d'accueil

Station d'accueil DVT40L

- 13 Prise pour l'adaptateur secteur
- 14 Station d'accueil
- 15 Témoign de marche LED
- 16 Connexion élément mobile

6. Consignes de sécurité

es consignes suivantes concernent votre sécurité et votre satisfaction lors de l'utilisation de l'appareil. Veuillez noter que le non-respect de ces consignes de sécurité peut conduire à des dommages conséquents.

- Danger!** Le non-respect des consignes suivantes peut constituer une menace pour la vie, la santé et les objets matériels.
- Ne laissez pas l'appareil, l'emballage ou les petites pièces à portée des enfants. Risque de mort par étouffement!
- Manipulez les câbles avec précaution. Posez-les de manière à ce qu'ils ne soient pas endommagés et qu'ils ne présentent pas de risque de trébucher. Ne tirez pas de câbles sur des bords saillants et

ne les fixez ou écrasez pas autrement. Sinon danger de mort ou de blessures!

- Faites en sorte que les composants n'entrent pas en contact avec l'humidité et ne plongez pas les appareils dans l'eau! Danger de mort!
- Utilisez uniquement le chargeur secteur fourni pour la station d'accueil. Assurez vous avant de brancher le chargeur secteur que le courant secteur est conforme à une tension de 230 V ~, 50 Hz et est équipé d'un fusible adéquat.
- Vérifiez que les piles ne soient pas en court-circuit et ne soient pas jetées au feu. De plus, les piles ne doivent pas être rechargées ou ouvertes. Ceci engendrerait un danger de mort par explosion!
- Les piles vides ou endommagées peuvent engendrer des brûlures

au contact de la peau. Veuillez donc utiliser des gants de protection adaptés.

- Utilisez les appareils uniquement avec les types de piles autorisés.
- Attention! Risque d'explosion si la batterie au lithium n'est pas remplacée correctement. Remplacer uniquement par le même type ou équivalent.
- Vérifiez la polarité des piles.
- Ne placez pas les appareils et les piles à proximité de feux, source de chaleur et ne les soumettez pas à de hautes températures en continu.
- Protégez les appareils des fortes contraintes mécaniques et des vibrations!
- Protégez les appareils des champs magnétiques ou électriques!
- N'utilisez les appareils qu'avec les pièces d'origine livrées ou les accessoires d'origine.
- Vérifiez avant le montage et la mise en route que la livraison est complète et en bon état.
- Ne connectez pas d'appareil endommagé (par ex. dommages dus au transport). En cas de doute, contactez le service client. Les réparations et interventions sur les boîtiers ne doivent être effectuées que par des experts.
- En cas de non-utilisation prolongée, débranchez les chargeurs secteurs des prises de courant.
- Ce système envoie et utilise un signal radio. Si les appareils ne sont pas installés et utilisés en conformité avec les instructions, ils peuvent provoquer des interférences avec d'autres appareils ou leur fonctionnement peut être perturbé. Essayez d'éviter ces interférences en changeant par exemple les appareils de place.

7. Emplacement

Veuillez prendre garde aux points suivants :

- La station intérieure doit être positionnée sur une surface fixe et plane, idéalement 1 à 1,50 m au-dessus du sol et pas directement à côté d'un mur (meilleures conditions de réception).
- Placez la station d'accueil à un endroit approprié et central à l'intérieur du logement, par ex. dans le couloir. Veillez à ce que la sonnerie soit audible dans tout le logement.
- Veillez à ce qu'une prise électrique soit bien disponible pour le raccordement de celui-ci à une distance suffisante pour effectuer le branchement du câble de raccordement.

Portée sans fil

Lorsque les conditions sont idéales, il est possible de capter avec une visibilité dégagée jusqu'à 100 - 150 m, mais dans les bâtiments seulement jusqu'à 20 m. Cette portée ne peut toutefois pas être garantie car les conditions du site d'utilisation peuvent avoir une incidence négative.

Pour éviter les dysfonctionnements, seul un système sans fil peut être installé par site de surveillance/ maison/ appartement.

La portée peut être altérée dans les cas suivants :

- Murs et plafonds, notamment s'ils sont en béton armé ou en métal
- Des surfaces de tôle, par exemple réfrigérateur, étagères métalliques

- Fenêtres à double vitrage (par exemple les fenêtres pour l'économie d'énergie), les radiateurs, les surfaces métalliques
- Lignes électriques et appareils électriques (par exemple four à micro-ondes, téléphones radio, téléphones mobiles, équipement radio dans la gamme 2,4 GHz, moteurs électriques et câbles d'alimentation)
- Appareils à la même fréquence radio ou à une fréquence radio avoisinante (par exemple un système WLAN)

8. Branchement
















- Reliez la prise à basse tension de l'adaptateur secteur [17] fourni au connecteur d'adaptateur secteur [13] de la station d'accueil [14].
- Branchez l'adaptateur secteur sur une prise secteur adéquate. Le témoin de marche [15] s'allume en bleu.
- Ouvrez le compartiment à batterie [11] de l'élément mobile.
- Insérez la batterie au lithium fournie en respectant les polarités.
- Refermez le boîtier.
- Retirez le film protecteur de l'écran [6].
- Placez l'élément mobile dans la station d'accueil. Le chargement de la batterie au lithium démarre automatiquement après l'insertion dans la station.

Remarque ::

Avant la première mise en service, laissez l'élément mobile se charger complètement pendant 5 heures.

9. Couplage avec le portier

L'élément mobile supplémentaire et le portier DVT40T doivent être connectés afin d'établir une connexion radio. Pour connecter l'élément mobile supplémentaire (1 élément mobile supplémentaire au maximum) avec le portier, procédez de la façon suivante :

- Le portier doit être alimenté en électricité.
- Pour mettre l'élément mobile sous tension, appuyez sur la touche marche/arrêt  [8] jusqu'à ce que l'écran de démarrage apparaisse.
- Pour changer la langue d'affichage de l'écran :
 - Appuyez sur la touche de gauche  [3],
 - appuyez cinq fois sur la touche  [2] jusqu'à ce que l'élément de menu  soit sélectionné ;
 - confirmez avec la touche de gauche  ,
 - choisissez la langue en appuyant sur les touches  und  [2] " 4 " pour le français.
 - Validez à nouveau avec la touche gauche  ,
- Pour ouvrir le menu, appuyez sur la touche de gauche  [3 - "Menu"].
- À l'aide des touches  et  [2] , naviguez jusqu'à l'élément de menu " Inscrip " puis appuyez sur la touche de gauche  [3 - "Sélect"]. Cela fait apparaître les canaux no 1 et 2. Le losange # indique le canal actuellement sélectionné.
- Déplacez le losange # sur le canal n° 2 en appuyant sur  [2] .
- Appuyez sur la touche de gauche  [3 - ""]. L'élément mobile bipé et vous avez 20 secondes pour procéder au couplage.

- Appuyez sur la touche de couplage [28] du portier jusqu'à ce que trois bips courts retentissent pour confirmer l'association ; l'élément mobile émet un " plop " et l'écran de démarrage réapparaît.

Remarque :

Si le couplage ne fonctionne pas, deux bips rapprochés retentissent et l'écran de démarrage s'affiche à nouveau. Dans ce cas, éloignez le portier de l'élément mobile s'il était trop près de l'élément mobile ou rapprochez-le de l'élément mobile si celui-ci était trop éloigné de l'élément mobile.

10. Entretien et nettoyage

- Les appareils ne nécessitent aucun entretien: Ne les ouvrez donc jamais, sauf pour le changement des piles.
- Contrôlez régulièrement la sécurité de l'appareil et son bon fonctionnement.
- Débranchez le chargeur de la prise de courant avant le nettoyage.
- L'extérieur des appareils ne doit être nettoyé qu'avec un pinceau ou serviette doux et humide.

Pour le nettoyage, n'utilisez pas de nettoyeurs contenant des solvants, comme essence, alcools, etc... La surface de l'appareil serait attaquée. De plus les vapeurs sont explosives et nuisibles à la santé. N'utilisez pas non plus d'outils coupants pour le nettoyage comme par ex. tournevis, brosse en métal, etc...

11. Élimination



Ne jetez pas le matériel d'emballage, les piles usagées et les appareils directement, mais amenez-les à des emplacements de récupération. La déchetterie ou l'emplacement de recyclage le plus proche vous seront communiqués par votre administration communale.

12. Simplifié Déclaration de conformité



Le soussigné, INDEXA GmbH, déclare que l'équipement radioélectrique du type DVT40M est conforme à la directive 2014/53/UE. Le texte complet de la déclaration UE de conformité est disponible à l'adresse internet suivante: http://www.indexa.de/w2/f_CE.htm.

13. Mentions légales

Ce produit ou ce logiciel peut contenir ou utiliser des codes sous la licence GNU General Public License v2, comme par exemple le noyau Linux (Linux kernel), sous la licence GNU Lesser General Public License v2.1 ou sous la licence Apache v2.0.

Si vous souhaitez recevoir de plus amples informations sur les conditions applicables à la licence et - si celle-ci l'exige - sur les codes sources, nous vous prions d'envoyer un e-mail à l'adresse copyrequest@indexa.de, pour les recevoir gratuitement. Quelques licences exigent toutefois la mise à disposition de copies matérielles des codes sources. Dans ce cas, vous pouvez également recevoir une copie des codes sources en nous contactant à l'adresse e-mail

copyrequest@indexa.de. Pour cette prestation, nous vous facturerons les frais nominaux générés auprès de nous (c'est-à-dire les frais d'exécution matérielle de mise à disposition des codes sources.

Remarque : Votre copie du produit ne contient peut-être pas de code, que ce soit sous une ou plusieurs des licences listées ici, indépendamment du produit exact et de la version que vous avez choisies.

Vous trouverez les textes relatifs à la licence en fin de notice explicative.
v1.0

14. Résolution des problèmes

Veillez vous reporter au chapitre "Résolution des problèmes" du mode d'emploi du principe.

GB Operating instructions

1. Introduction

Read through these operating instructions fully and carefully. The operating instructions belong to this product and contain important points concerning bringing the appliance into service and its operation. Also read the operating instructions of the basic set.

Always pay attention to all safety instructions. Should you have any questions or be unsure about operating the appliance ask a specialist. Keep these instructions in a safe place and should the need arise pass them on to a third party.

2. Proper Use

The additional mobile unit consists of a DVT40M mobile unit with charging station and power supply unit. It is used to extend the DVT40 Set. A maximum of two mobile units can be paired with a maximum of two door intercoms.

The mobile unit has a 2.4 inch monitor and is operated by buttons.

A colour picture will be displayed. When it is dark, the white LEDs built into the intercom are activated to illuminate the face of the person in front of the camera and the image appears in colour. Additional lighting can be installed to improve the picture quality at low ambient light levels.

The video and audio transmission is wireless using a frequency of 2.4 GHz.

The charging station with power supply unit and the mobile unit must be protected against moisture.

The lithium battery in the mobile unit is charged automatically on the charging station, which is connected to the mains (230V~, 50 Hz) via the power supply unit supplied. The integrated battery makes the mobile unit portable.

Any other use or modification of the device is not authorised. No liability will be accepted for consequential damages or for damages caused by improper use or incorrect operation. No liability will be accepted for consequential damages caused by any function or by malfunction. Unless any liability is specifically required by law, claims for damages, in particular those for personal injury or property damage caused by non-functioning or malfunctioning of the machine, are excluded.

This appliance is not intended to be used by people (including children) with restricted physical, sensory or mental capacities, or a lack of experience and/or knowledge, unless they are supervised by, or receive instructions how to use the appliance from a person responsible for their safety.

3. Package contents

- Mobile unit
- Lithium battery
- Charging station with power supply unit
- User manual

4. Technical data

Mobile unit DVT40M

Lithium Akku	3,7 V, 1100 mAh
Battery power drop	app. 10% after 300 charging cycles
Charging power	via charging station
Initial charging time	5 hours
Standby time	up to 18 hours without charging
Conversation time	up to 2-3 hours without charging
Power consumption	max. 400 mA
Wireless modulation	GFSK
Diagonal screen size	2.4" (6.1 cm)
Monitor resolution	240 x 320 pixel
Integrated image storage	ring memory, max. 100 snapshots
Operating temperature	± 0° C to + 40° C
Dimensions	53 x 187 x 26 mm

Ladestation DVT40L

Betriebsspannung	12 V \equiv DC (Netzgerät)
Stromaufnahme	max. 300 mA
Betriebstemperatur	± 0° C bis + 40° C
Abmessungen	80 x 105 x 95 mm

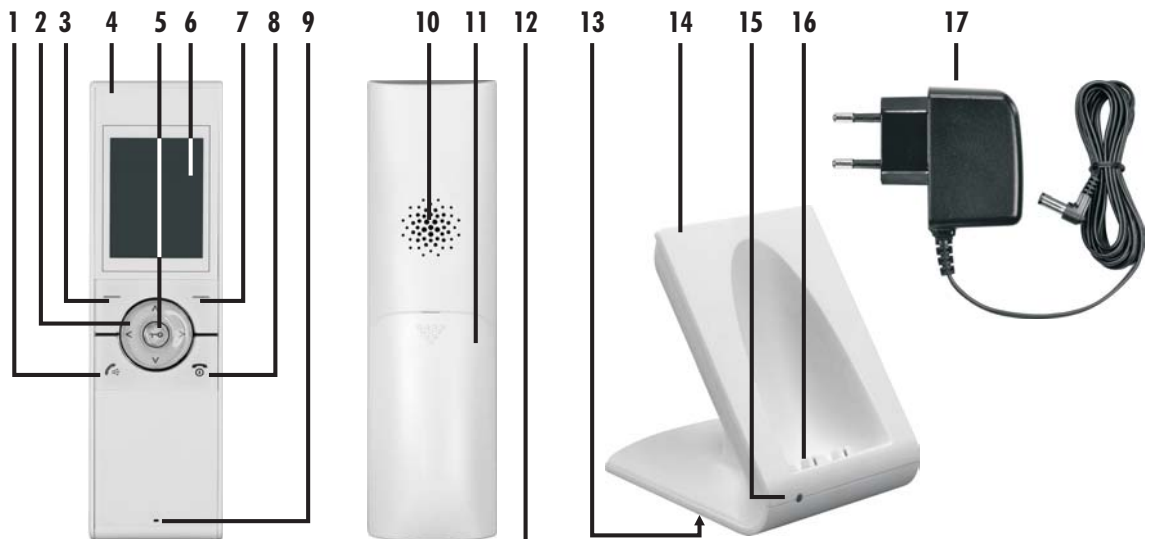
Charging station DVT40L

Power supply	12 V \equiv DC (mains adapter)
Power consumption	max. 300 mA
Operating temperature	± 0° C bis + 40° C
Dimensions	80 x 105 x 95 mm

Power supply for charging station

Power supply	230 V ~ AC, 50 Hz
Output	12 V \equiv DC, 500 mA
Application	indoor use only

5. Features and Equipment



Mobile unit DVT40M

- 1 Talk button
- 2 Buttons < / > / ^ / v
- 3 Button — left
- 4 Mobile unit
- 5 Door release button (lights blue when the battery is charged)
- 6 Screen

Displays on the start screen:

- Battery display for mobile unit
- 14:37 Current time
- The door intercom rang but the conversation was not accepted and a snapshot was saved (symbol flashes red - disappears as soon as menu item "Show images" is opened)

- Battery in mobile unit almost empty

Displays on the camera image screen:

- 1 # Intercom 1 or 2 is specified
- Current intercom is being powered via the power supply unit

- Current intercom is being powered by batteries
- Indication that the conversation has been accepted and intercom mode is active
- Connection indicator
- Snapshot has been saved
- 14:37 Current time

- 7 Button — right
- 8 On/Off button
- 9 Microphone
- 10 Speaker
- 11 Battery compartment cover
- 12 Charging contact

Charging station DVT40L

- 13 Connection for power supply unit
- 14 Charging station
- 15 Power LED
- 16 Charging contact

6. Safety instructions

The following instructions are provided for your safety and satisfaction during operation of the device. Note that non-observance of these safety instructions results in significant risks of accident.

Danger! Failure to comply with the following instructions can cause fatal injury, damage to health and material damage.

- Do not leave small children unsupervised with the device, packaging material or small parts. Otherwise there is a risk of fatal injury due to choking or suffocation.
- Treat the cables carefully. Lay these so that they cannot be damaged and do not present any tripping hazard. Do not pull the cables over sharp edges and do not crush or crimp them elsewhere. Otherwise there are dangers of fire, personal and fatal injury.
- Ensure that the components do not come into contact with moisture

and do not submerge in water. Otherwise there is a danger of fatal injury.

- Only operate the charging station from the supplied power supply. Before connecting the power supply to the mains, ensure that the mains current complies with 230 V ~, 50 Hz and is fitted with a fuse according to regulations.
- Ensure that the batteries are not short circuited or exposed to fire. The batteries must not be opened or recharged. Otherwise there is a risk of fatal injury due to explosion!
- Leaking or damaged batteries can cause burns by contact with skin. Handle these using suitable protective gloves.
- Use only the recommended battery types.
- Attention! Danger of explosion if the battery is not replaced correctly. Replace only by the same or equivalent battery type.
- Insert the battery with the correct polarity.

- Do not place the equipment and the batteries near fire, heat or in areas of high temperature.
- Protect the equipment and the cables against strong magnetic or electrical fields and against strong mechanical loads and vibrations.
- Only use the equipment with the supplied original parts or original accessories.
- Before assembly and use check that all parts are included and that they are undamaged.
- Do not connect any damaged device (e.g. damage in transit). Repairs to the equipment must only be performed by specialists.
- Remove the mains adapter from the mains outlet when the device is not required for a longer time.
- This system transmits and receives radio-frequency signals. If the system is not installed and used according to the instructions it may cause interference with other apparatus and just as other apparatus may interfere with the system. Interference can be reduced by repositioning the system.

7. Positioning

Observe the following points:

- The charging station must be placed on a solid and level surface, ideally approx. 1-1.5 m above the ground and not directly next to a wall (optimal reception).
- Place the charging station in a central position in the dwelling, eg. in the hallway. Make sure that the chime can be heard throughout the dwelling.
- Note that there must be a suitable power outlet within reach of the mains adapter cable.

Wireless range

By free line of sight between a maximum wireless range of up to 100 - 150 m is possible, within buildings this is reduced to maybe 20 m. The range cannot be guaranteed as it is dependent on the local conditions. In order to avoid malfunctions, only one wireless system should be fitted for each monitoring location/building/home.

A reduction of the range will be caused by:

- Walls and Floors, in particular those of metal or with metal reinforcement
- Sheet metal surfaces e.g. refrigerator, metal shelves
- Coated windows (eg. those with Insulating glass), radiators, and metal surfaces
- Strong electric fields and other radio equipment, eg. microwave ovens, radio telephones, mobile phones, radio equipment in the 2.4 GHz range, electric motors and power cables
- Devices using the same or similar frequency (eg. WLAN-systems)

8. Connection















- Connect the low voltage plug on the power supply unit [17] provided to the power supply unit connection [13] on the charging station [14].
- Plug the power supply into a suitable power socket; the power indicator [15] turns blue.
- Open the battery compartment [11] on the mobile unit.
- Insert the lithium battery provided with the terminals in the correct position.
- Close the battery compartment again.
- Remove the protective film from the screen [6].
- Place the mobile unit on the charging station. Charging of the lithium battery begins automatically when the mobile unit is placed on the charger.

Note: Before using for the first time, allow the mobile unit to charge up fully for 5 hours.

9. Pairing with the door intercom

The additional mobile unit and the door intercom DVT40T must be paired in order to establish a radio connection.

To connect the additional mobile unit (max. 1 additional mobile unit) to the door intercom, proceed as follows:

- The door intercom must be connected to a power supply.
- To switch on, press and hold the on/off button  [8] on the mobile unit until the start screen appears.
- To change to the screen language of your choice:
 - press the left button  [3],
 - press the button  [2] five times until the menu item  is highlighted,
 - confirm with the left button ,
 - set the language by pressing buttons  and  [2] "0" for English and
 - confirm again with the left button  ["Select"].
- Press the left button  [3 - "Menu"] to open the menu.
- Scroll through the menu with the  and  [2] buttons until you reach "Register" and press the left button  [3 - "Select"]. Channel no. 1 and no. 2 appear, the hash # indicates which channel is currently selected.
- Move the hash # to channel No. 2 by pressing  [2]:
- Press the left button  [3 - "✓"]. The mobile unit beeps and you now have approx. 20 seconds to complete pairing.
- Press and hold the pairing button [28] on the door intercom until you hear three short beeps on the intercom as confirmation that pairing has been successful; the mobile unit then makes a "plop" sound and the start screen appears again.

Note:

If the pairing was not successful, a short double tone can be heard and the start screen reappears. In this case, position the door intercom further away from the mobile unit if it was previously too close to the mobile unit or position the door intercom to the monitor if it was too far away from the mobile unit before.

10. Maintenance and cleaning

- The products are maintenance-free: Never open this, except when changing batteries.
- Check the safety and function regularly
- Remove the mains adapters from the mains sockets.
- Use a soft, slightly moist cloth or brush to clean the surfaces

Do not use cleaning agents containing solvents, Petrol, alcohol or similar. These can damage the surfaces. Also the fumes cause a danger to health and of explosion. Do not use any sharp tools (eg screwdrivers) or metal brushes for cleaning.

11. Disposal



Do not dispose of packaging material, used batteries or products as household waste. Please use your recycling system. Details are available from your local authority.

12. Simplified EU declaration of conformity

Hereby, INDEXA GmbH declares that the radio equipment type DVT40M is in compliance with Directive 2014/53/EU. The full text of the EU declaration of conformity is available at the following internet address: http://www.indexa.de/w2/f_CE.htm.

13. Legal Notices

This product or software may contain or make use of code under the GNU General Public License v2 e.g. the linux kernel, the GNU Lesser General Public License v2.1 or the Apache licence v2.0.

For further information regarding license terms and — where required by license — source codes please send an email to copyrequest@indexa.de to get them free of charge. Some licenses, however, require the provision of physical copies of the source code. In this case, you may obtain a copy of the source codes by contacting us as well via copyrequest@indexa.de. A nominal fee (i.e., the cost of physically performing the source distribution) will be charged for this service.

Note: your copy of this product may not contain code covered by one or more of the licenses listed here, depending on the exact product and version you choose.

The corresponding license texts can be found at the end of the manual.

v1.0

14. Trouble shooting

Refer to chapter "Trouble shooting" in the operating instructions of the basic set

Legal Notices

This product or software may contain or make use of code under the GNU General Public License v2 e.g. the linux kernel, the GNU Lesser General Public License v2.1 or the Apache licence v2.0.

For further information regarding license terms and — where required by license — source codes please send an email to copyrequest@indexa.de to get them free of charge. Some licenses, however, require the provision of physical copies of the source code. In this case, you may obtain a copy of the source codes by contacting us as well via copyrequest@indexa.de. A nominal fee (i.e., the cost of physically performing the source distribution) will be charged for this service.

Note: your copy of this product may not contain code covered by one or more of the licenses listed here, depending on the exact product and version you choose.

GNU GENERAL PUBLIC LICENSE Version 2, June 1991 Copyright (C) 1989, 1991 Free Software Foundation, Inc. 51 Franklin Street, Fifth Floor, Boston, MA 02110-1301, USA Everyone is permitted to copy and distribute verbatim copies of this license document, but changing it is not allowed. Preamble The licenses for most software are designed to take away your freedom to share and change it. By contrast, the GNU General Public License is intended to guarantee your freedom to share and change free software—to make sure the software is free for all its users. This General Public License applies to most of the Free Software Foundation's software and to any other program whose authors commit to using it. (Some other Free Software Foundation software is covered by the GNU Lesser General Public License instead.) You can apply it to your programs, too. When we speak of free software, we are referring to freedom, not price. Our General Public Licenses are designed to make sure that you have the freedom to distribute copies of free software (and charge for this service if you wish), that you receive source code or can get it if you want it, that you can change the software or use pieces of it in new free programs; and that you know you can do these things. To protect your rights, we need to make restrictions that forbid anyone to deny you these rights or to ask you to surrender the rights. These restrictions translate to certain responsibilities for you if you distribute copies of the software, or if you modify it. For example, if you distribute copies of such a program, whether gratis or for a fee, you must give the recipients all the rights that you have. You must make sure that they, too, receive or can get the source code. And you must show them these terms so they know their rights. We protect your rights with two steps: (1) copyright the software, and (2) offer you this license which gives you legal permission to copy, distribute and/or modify the software. Also, for each author's protection and ours, we want to make certain that everyone understands that there is no warranty for this free software. If the software is modified by someone else and passed on, we want its recipients to know that what they have is not the original, so that any problems introduced by others will not reflect on the original authors' reputations. Finally, any free program is threatened constantly by software patents. We wish to avoid the danger that redistributors of a free program will individually obtain patent licenses, in effect making the program proprietary. To prevent this, we have made it clear that any patent must be licensed for everyone's free use or not licensed at all. The precise terms and conditions for copying, distribution and modification follow.

TERMS AND CONDITIONS FOR COPYING, DISTRIBUTION AND MODIFICATION

0. This License applies to any program or other work which contains a notice placed by the copyright holder saying it may be distributed under the terms of this General Public License. The "Program", below, refers to any such program or work, and a "work based on the Program" means either the Program or any derivative work under copyright law: that is to say, a work containing the Program or a portion of it, either verbatim or with modifications and/or translated into another language. (Hereinafter, translation is included without limitation in the term "modification".) Each licensee is addressed as "you". Activities other than copying, distribution and modification are not covered by this License; they are outside its scope. The act of running the Program is not restricted, and the output from the Program is covered only if its contents constitute a work based on the Program (independent of having been made by running the Program). Whether that is true depends on what the Program does.

1. You may copy and distribute verbatim copies of the Program's source code as you receive it, in any medium, provided that you conspicuously and appropriately publish on each copy an appropriate copyright notice and disclaimer of warranty; keep intact all the notices that refer to this License and to the absence of any warranty; and give any other recipients of the Program a copy of this License along with the Program. You may charge a fee for the physical act of transferring a copy, and you may at your option offer warranty protection in exchange for a fee.

2. You may modify your copy or copies of the Program or any portion of it, thus forming a work based on the Program, and copy and distribute such modifications or work under the terms of Section 1 above, provided that you also meet all of these conditions: a) You must cause the modified files to carry prominent notices stating that you changed the files and the date of any change. b) You must cause any work that you distribute or publish, that in whole or in part

Rechtliche Hinweise

Dieses Produkt oder diese Software kann Code unter der GNU General Public License v2, wie z.B. den linux kernel, unter der GNU Lesser General Public License v2.1 oder unter der Apache Lizenz v2.0 enthalten oder verwenden.

Wenn Sie weitere Informationen zu Lizenzbedingungen und — soweit von der Lizenz verlangt — Source Codes erhalten möchten, senden Sie bitte eine E-Mail an copyrequest@indexa.de, um diese kostenlos zu erhalten. Einige Lizenzen verlangen jedoch die Bereitstellung von physikalischen Kopien des Source Codes. Auch in diesem Fall können Sie eine Kopie der Source Codes erhalten, indem Sie uns unter copyrequest@indexa.de kontaktieren. Für diese Leistung werden wir Ihnen die bei uns entstehenden nominellen Kosten berechnen (d.h. die Kosten für die physikalische Durchführung der Bereitstellung des Source Codes).

Hinweis: Ihre Kopie des Produktes enthält möglicherweise keinen Code unter einer oder mehrerer der Lizenzen, die hier aufgelistet sind, abhängig von dem exakten Produkt und der Version, die Sie gewählt haben.

v1.0

contains or is derived from the Program or any part thereof, to be licensed as a whole at no charge to all third parties under the terms of this License. c) If the modified program normally reads commands interactively when run, you must cause it, when started running for such interactive use in the most ordinary way, to print or display an announcement including an appropriate copyright notice and a notice that there is no warranty (or else, saying that you provide a warranty) and that users may redistribute the program under these conditions, and telling the user how to view a copy of this License. (Exception: if the Program itself is interactive but does not normally print such an announcement, your work based on the Program is not required to print an announcement.) These requirements apply to the modified work as a whole. If identifiable sections of that work are not derived from the Program, and can be reasonably considered independent and separate works in themselves, then this License, and its terms, do not apply to those sections when you distribute them as separate works. But when you distribute the same sections as part of a whole which is a work based on the Program, the distribution of the whole must be on the terms of this License, whose permissions for other licensees extend to the entire whole, and thus to each and every part regardless of who wrote it. Thus, it is not the intent of this section to claim rights or contest your rights to work written entirely by you; rather, the intent is to exercise the right to control the distribution of derivative or collective works based on the Program. In addition, mere aggregation of another work not based on the Program with the Program (or with a work based on the Program) on a volume of a storage or distribution medium does not bring the other work under the scope of this License.

3. You may copy and distribute the Program (or a work based on it, under Section 2) in object code or executable form under the terms of Sections 1 and 2 above provided that you also do one of the following: a) Accompany it with the complete corresponding machine-readable source code, which must be distributed under the terms of Sections 1 and 2 above on a medium customarily used for software interchange; or, b) Accompany it with a written offer, valid for at least three years, to give any third party, for a charge no more than your cost of physically performing source distribution, a complete machine-readable copy of the corresponding source code, to be distributed under the terms of Sections 1 and 2 above on a medium customarily used for software interchange; or, c) Accompany it with the information you received as to the offer to distribute corresponding source code. (This alternative is allowed only for noncommercial distribution and only if you received the program in object code or executable form with such an offer, in accord with Subsection b above.) The source code for a work means the preferred form of the work for making modifications to it. For an executable work, complete source code means all the source code for all modules it contains, plus any associated interface definition files, plus the scripts used to control compilation and installation of the executable. However, as a special exception, the source code distributed need not include anything that is normally distributed (in either source or binary form) with the major components (compiler, kernel, and so on) of the operating system on which the executable runs, unless that component itself accompanies the executable. If distribution of executable or object code is made by offering access to copy from a designated place, then offering equivalent access to copy the source code from the same place counts as distribution of the source code, even though third parties are not compelled to copy the source along with the object code.

4. You may not copy, modify, sublicense, or distribute the Program except as expressly provided under this License. Any attempt otherwise to copy, modify, sublicense or distribute the Program is void, and will automatically terminate your rights under this License. However, parties who have received copies, or rights, from you under this License will not have their licenses terminated so long as such parties remain in full compliance.

5. You are not required to accept this License, since you have not signed it. However, nothing else grants you permission to modify or distribute the Program or its derivative works. These actions are prohibited by law if you do not accept this License. Therefore, by modifying or distributing the Program (or any work based on the Program), you indicate your acceptance of this License to do so, and all its terms and conditions for copying, distributing or modifying the Program or works

based on it.

6. Each time you redistribute the Program (or any work based on the Program), the recipient automatically receives a license from the original licensor to copy, distribute or modify the Program subject to these terms and conditions. You may not impose any further restrictions on the recipients' exercise of the rights granted herein. You are not responsible for enforcing compliance by third parties to this License.

7. If, as a consequence of a court judgment or allegation of patent infringement or for any other reason (not limited to patent issues), conditions are imposed on you (whether by court order, agreement or otherwise) that contradict the conditions of this License, they do not excuse you from the conditions of this License. If you cannot distribute so as to satisfy simultaneously your obligations under this License and any other pertinent obligations, then as a consequence you may not distribute the Program at all. For example, if a patent license would not permit royalty-free redistribution of the Program by all those who receive copies directly or indirectly through you, then the only way you could satisfy both it and this License would be to refrain entirely from distribution of the Program. If any portion of this section is held invalid or unenforceable under any particular circumstance, the balance of the section is intended to apply and the section as a whole is intended to apply in other circumstances. It is not the purpose of this section to induce you to infringe any patents or other property right claims or to contest validity of any such claims; this section has the sole purpose of protecting the integrity of the free software distribution system, which is implemented by public license practices. Many people have made generous contributions to the wide range of software distributed through that system in reliance on consistent application of that system; it is up to the author/donor to decide if he or she is willing to distribute software through any other system and a licensee cannot impose that choice. This section is intended to make thoroughly clear what is believed to be a consequence of the rest of this License.

8. If the distribution and/or use of the Program is restricted in certain countries either by patents or by copyrighted interfaces, the original copyright holder who places the Program under this License may add an explicit geographical distribution limitation excluding those countries, so that distribution is permitted only in or among countries not thus excluded. In such case, this License incorporates the limitation as if written in the body of this License.

9. The Free Software Foundation may publish revised and/or new versions of the General Public License from time to time. Such new versions will be similar in spirit to the present version, but may differ in detail to address new problems or concerns. Each version is given a distinguishing version number. If the Program specifies a version number of this License which applies to it and "any later version", you have the option of following the terms and conditions either of that version or of any later version published by the Free Software Foundation. If the Program does not specify a version number of this License, you may choose any version ever published by the Free Software Foundation.

10. If you wish to incorporate parts of the Program into other free programs whose distribution conditions are different, write to the author to ask for permission. For software which is copyrighted by the Free Software Foundation, write to the Free Software Foundation; we sometimes make exceptions for this. Our decision will be guided by the two goals of preserving the free status of all derivatives of our free software and of promoting the sharing and reuse of software generally.

NO WARRANTY

11. BECAUSE THE PROGRAM IS LICENSED FREE OF CHARGE, THERE IS NO WARRANTY FOR THE PROGRAM, TO THE EXTENT PERMITTED BY APPLICABLE LAW. EXCEPT WHEN OTHERWISE STATED IN WRITING THE COPYRIGHT HOLDERS AND/OR OTHER PARTIES PROVIDE THE PROGRAM "AS IS" WITHOUT WARRANTY OF ANY KIND, EITHER EXPRESSED OR IMPLIED, INCLUDING, BUT NOT LIMITED TO, THE IMPLIED WARRANTIES OF MERCHANTABILITY AND FITNESS FOR A PARTICULAR PURPOSE. THE ENTIRE RISK AS TO THE QUALITY AND PERFORMANCE OF THE PROGRAM IS WITH YOU. SHOULD THE PROGRAM PROVE DEFECTIVE, YOU ASSUME THE COST OF ALL NECESSARY SERVICING, REPAIR OR CORRECTION. 12. IN NO EVENT UNLESS REQUIRED BY APPLICABLE LAW OR AGREED TO IN WRITING WILL ANY COPYRIGHT HOLDER, OR ANY OTHER PARTY WHO MAY MODIFY AND/OR REDISTRIBUTE THE PROGRAM AS PERMITTED ABOVE, BE LIABLE TO YOU FOR DAMAGES, INCLUDING ANY GENERAL, SPECIAL, INCIDENTAL OR CONSEQUENTIAL DAMAGES ARISING OUT OF THE USE OR INABILITY TO USE THE PROGRAM (INCLUDING BUT NOT LIMITED TO LOSS OF DATA OR DATA BEING RENDERED INACCURATE OR LOSSES SUSTAINED BY YOU OR THIRD PARTIES OR A FAILURE OF THE PROGRAM TO OPERATE WITH ANY OTHER PROGRAMS), EVEN IF SUCH HOLDER OR OTHER PARTY HAS BEEN ADVISED OF THE POSSIBILITY OF SUCH DAMAGES. END OF TERMS AND CONDITIONS

GNU LESSER GENERAL PUBLIC LICENSE Version 2.1, February 1999 Copyright (C) 1991, 1999 Free Software Foundation, Inc. 51 Franklin Street, Fifth Floor, Boston, MA 02110-1301 USA Everyone is permitted to copy and distribute verbatim copies of this license document, but changing it is not allowed. [This is the first released version of the Lesser GPL. It also counts as the successor of the GNU Library Public License, version 2, hence the version number 2.1.]

Preamble

The licenses for most software are designed to take away your freedom to share and change it. By contrast, the GNU General Public Licenses are intended to guarantee your freedom to share and

change free software--to make sure the software is free for all its users. This license, the Lesser General Public License, applies to some specially designated software packages--typically libraries--of the Free Software Foundation and other authors who decide to use it. You can use it too, but we suggest you first think carefully about whether this license or the ordinary General Public License is the better strategy to use in any particular case, based on the explanations below. When we speak of free software, we are referring to freedom of use, not price. Our General Public Licenses are designed to make sure that you have the freedom to distribute copies of free software (and charge for this service if you wish); that you receive source code or can get it if you want it; that you can change the software and use pieces of it in new free programs; and that you are informed that you can do these things. To protect your rights, we need to make restrictions that forbid distributors to deny you these rights or to ask you to surrender these rights. These restrictions translate to certain responsibilities for you if you distribute copies of the library or if you modify it. For example, if you distribute copies of the library, whether gratis or for a fee, you must give the recipients all the rights that we gave you. You must make sure that they, too, receive or can get the source code. If you link other code with the library, you must provide complete object files to the recipients, so that they can relink them with the library after making changes to the library and recompiling it. And you must show them these terms so they know their rights. We protect your rights with a two-step method: (1) we copyright the library, and (2) we offer you this license, which gives you legal permission to copy, distribute and/or modify the library. To protect each distributor, we want to make it very clear that there is no warranty for the free library. Also, if the library is modified by someone else and passed on, the recipients should know that what they have is not the original version, so that the original author's reputation will not be affected by problems that might be introduced by others. Finally, software patents pose a constant threat to the existence of any free program. We wish to make sure that a company cannot effectively restrict the users of a free program by obtaining a restrictive license from a patent holder. Therefore, we insist that any patent license obtained for a version of the library must be consistent with the full freedom of use specified in this license. Most GNU software, including some libraries, is covered by the ordinary GNU General Public License. This license, the GNU Lesser General Public License, applies to certain designated libraries, and is quite different from the ordinary General Public License. We use this license for certain libraries in order to permit linking those libraries into non-free programs. When a program is linked with a library, whether statically or using a shared library, the combination of the two is legally speaking a combined work, a derivative of the original library. The ordinary General Public License therefore permits such linking only if the entire combination fits its criteria of freedom. The Lesser General Public License permits more lax criteria for linking other code with the library. We call this license the "Lesser" General Public License because it does less to protect the user's freedom than the ordinary General Public License. It also provides other free software developers less of an advantage over competing non-free programs. These disadvantages are the reason we use the ordinary General Public License for many libraries. However, the Lesser license provides advantages in certain special circumstances. For example, on rare occasions, there may be a special need to encourage the widest possible use of a certain library, so that it becomes a de-facto standard. To achieve this, non-free programs must be allowed to use the library. A more frequent case is that a free library does the same job as widely used non-free libraries. In this case, there is little to gain by limiting the free library to free software only, so we use the Lesser General Public License. In other cases, permission to use a particular library in non-free programs enables a greater number of people to use a large body of free software. For example, permission to use the GNU C Library in non-free programs enables many more people to use the whole GNU operating system, as well as its variant, the GNU/Linux operating system. Although the Lesser General Public License is less protective of the users' freedom, it does ensure that the user of a program that is linked with the Library has the freedom and the wherewithal to run that program using a modified version of the Library. The precise terms and conditions for copying, distribution and modification follow. Pay close attention to the difference between a "work based on the library" and a "work that uses the library". The former contains code derived from the library, whereas the latter must be combined with the library in order to run.

TERMS AND CONDITIONS FOR COPYING, DISTRIBUTION AND MODIFICATION

0. This License Agreement applies to any software library or other program which contains a notice placed by the copyright holder or other authorized party saying it may be distributed under the terms of this Lesser General Public License (also called "this License"). Each licensee is addressed as "you". A "library" means a collection of software functions and/or data prepared so as to be conveniently linked with application programs (which use some of those functions and data) to form executables. The "Library", below, refers to any such software library or work which has been distributed under these terms. A "work based on the Library" means either the Library or any derivative work under copyright law: that is to say, a work containing the Library or a portion of it, either verbatim or with modifications and/or translated straightforwardly into another language. (Hereinafter, translation is included without limitation in the term "modification".) "Source code" for a work means the preferred form of the work for making modifications to it. For a library, complete source code means all the source code for all modules it contains, plus any associated interface definition files, plus the scripts used to control compilation and installation of the library. Activities other than copying, distribution and modification are not covered by this License; they are outside its scope. The act of running a

program using the Library is not restricted, and output from such a program is covered only if its contents constitute a work based on the Library (independent of the use of the Library in a tool for writing it). Whether that is true depends on what the Library does and what the program that uses the Library does.

1. You may copy and distribute verbatim copies of the Library's complete source code as you receive it, in any medium, provided that you conspicuously and appropriately publish on each copy an appropriate copyright notice and disclaimer of warranty; keep intact all the notices that refer to this License and to the absence of any warranty; and distribute a copy of this License along with the Library. You may charge a fee for the physical act of transferring a copy, and you may at your option offer warranty protection in exchange for a fee.

2. You may modify your copy or copies of the Library or any portion of it, thus forming a work based on the Library, and copy and distribute such modifications or work under the terms of Section 1 above, provided that you also meet all of these conditions: a) The modified work must itself be a software library. b) You must cause the files modified to carry prominent notices stating that you changed the files and the date of any change. c) You must cause the whole of the work to be licensed at no charge to all third parties under the terms of this License. d) If a facility in the modified Library refers to a function or a table of data to be supplied by an application program that uses the facility, other than as an argument passed when the facility is invoked, then you must make a good faith effort to ensure that, in the event an application does not supply such function or table, the facility still operates, and performs whatever part of its purpose remains meaningful. (For example, a function in a library to compute square roots has a purpose that is entirely well-defined independent of the application. Therefore, Subsection 2d requires that any application-supplied function or table used by this function must be optional: if the application does not supply it, the square root function must still compute square roots.) These requirements apply to the modified work as a whole. If identifiable sections of that work are not derived from the Library, and can be reasonably considered independent and separate works in themselves, then this License, and its terms, do not apply to those sections when you distribute them as separate works. But when you distribute the same sections as part of a whole which is a work based on the Library, the distribution of the whole must be on the terms of this License, whose permissions for other licensees extend to the entire whole, and thus to each and every part regardless of who wrote it. Thus, it is not the intent of this section to claim rights or contest your rights to work written entirely by you; rather, the intent is to exercise the right to control the distribution of derivative or collective works based on the Library. In addition, mere aggregation of another work not based on the Library with the Library (or with a work based on the Library) on a volume of a storage or distribution medium does not bring the other work under the scope of this License.

3. You may opt to apply the terms of the ordinary GNU General Public License instead of this License to a given copy of the Library. To do this, you must alter all the notices that refer to this License, so that they refer to the ordinary GNU General Public License, version 2, instead of to this License. (If a newer version than version 2 of the ordinary GNU General Public License has appeared, then you can specify that version instead if you wish.) Do not make any other change in these notices. Once this change is made in a given copy, it is irreversible for that copy, so the ordinary GNU General Public License applies to all subsequent copies and derivative works made from that copy. This option is useful when you wish to copy part of the code of the Library into a program that is not a library.

4. You may copy and distribute the Library (or a portion or derivative of it, under Section 2) in object code or executable form under the terms of Sections 1 and 2 above provided that you accompany it with the complete corresponding machine-readable source code, which must be distributed under the terms of Sections 1 and 2 above on a medium customarily used for software interchange. If distribution of object code is made by offering access to copy from a designated place, then offering equivalent access to copy the source code from the same place satisfies the requirement to distribute the source code, even though third parties are not compelled to copy the source along with the object code.

5. A program that contains no derivative of any portion of the Library, but is designed to work with the Library by being compiled or linked with it, is called a "work that uses the Library". Such a work, in isolation, is not a derivative work of the Library, and therefore falls outside the scope of this License. However, linking a "work that uses the Library" with the Library creates an executable that is a derivative of the Library (because it contains portions of the Library), rather than a "work that uses the library". The executable is therefore covered by this License. Section 6 states terms for distribution of such executables. When a "work that uses the Library" uses material from a header file that is part of the Library, the object code for the work may be a derivative work of the Library even though the source code is not. Whether this is true is especially significant if the work can be linked without the Library, or if the work is itself a library. The threshold for this to be true is not precisely defined by law. If such an object file uses only numerical parameters, data structure layouts and accessors, and small macros and small inline functions (ten lines or less in length), then the use of the object file is unrestricted, regardless of whether it is legally a derivative work. (Executables containing this object code plus portions of the Library will still fall under Section 6.) Otherwise, if the work is a derivative of the Library, you may distribute the object code for the work under the terms of Section 6. Any executables containing that work also fall under Section 6, whether or not they are linked directly with the Library itself.

6. As an exception to the Sections above, you may also combine or link a "work that uses the

Library" with the Library to produce a work containing portions of the Library, and distribute that work under terms of your choice, provided that the terms permit modification of the work for the customer's own use and reverse engineering for debugging such modifications. You must give prominent notice with each copy of the work that the Library is used in it and that the Library and its use are covered by this License. You must supply a copy of this License. If the work during execution displays copyright notices, you must include the copyright notice for the Library among them, as well as a reference directing the user to the copy of this License. Also, you must do one of these things: a) Accompany the work with the complete corresponding machine-readable source code for the Library including whatever changes were used in the work (which must be distributed under Sections 1 and 2 above); and, if the work is an executable linked with the Library, with the complete machine-readable "work that uses the Library", as object code and/or source code, so that the user can modify the Library and then relink to produce a modified executable containing the modified Library. (It is understood that the user who changes the contents of definitions files in the Library will not necessarily be able to recompile the application to use the modified definitions.) b) Use a suitable shared library mechanism for linking with the Library. A suitable mechanism is one that (1) uses at run time a copy of the library already present on the user's computer system, rather than copying library functions into the executable, and (2) will operate properly with a modified version of the library, if the user installs one, as long as the modified version is interface-compatible with the version that the work was made with. c) Accompany the work with a written offer, valid for at least three years, to give the same user the materials specified in Subsection 6a, above, for a charge no more than the cost of performing this distribution. d) If distribution of the work is made by offering access to copy from a designated place, offer equivalent access to copy the above specified materials from the same place. e) Verify that the user has already received a copy of these materials or that you have already sent this user a copy. For an executable, the required form of the "work that uses the Library" must include any data and utility programs needed for reproducing the executable from it. However, as a special exception, the materials to be distributed need not include anything that is normally distributed (in either source or binary form) with the major components (compiler, kernel, and so on) of the operating system on which the executable runs, unless that component itself accompanies the executable. It may happen that this requirement contradicts the license restrictions of other proprietary libraries that do not normally accompany the operating system. Such a contradiction means you cannot use both them and the Library together in an executable that you distribute.

7. You may place library facilities that are a work based on the Library side-by-side in a single library together with other library facilities not covered by this License, and distribute such a combined library, provided that the separate distribution of the work based on the Library and of the other library facilities is otherwise permitted, and provided that you do these two things: a) Accompany the combined library with a copy of the same work based on the Library, uncombined with any other library facilities. This must be distributed under the terms of the Sections above. b) Give prominent notice with the combined library of the fact that part of it is a work based on the Library, and explaining where to find the accompanying uncombined form of the same work.

8. You may not copy, modify, sublicense, link with, or distribute the Library except as expressly provided under this License. Any attempt otherwise to copy, modify, sublicense, link with, or distribute the Library is void, and will automatically terminate your rights under this License. However, parties who have received copies, or rights, from you under this License will not have their licenses terminated so long as such parties remain in full compliance.

9. You are not required to accept this License, since you have not signed it. However, nothing else grants you permission to modify or distribute the Library or its derivative works. These actions are prohibited by law if you do not accept this License. Therefore, by modifying or distributing the Library (or any work based on the Library), you indicate your acceptance of this License to do so, and all its terms and conditions for copying, distributing or modifying the Library or works based on it.

10. Each time you redistribute the Library (or any work based on the Library), the recipient automatically receives a license from the original licensor to copy, distribute, link with or modify the Library subject to these terms and conditions. You may not impose any further restrictions on the recipients' exercise of the rights granted herein. You are not responsible for enforcing compliance by third parties with this License.

11. If, as a consequence of a court judgment or allegation of patent infringement or for any other reason (not limited to patent issues), conditions are imposed on you (whether by court order, agreement or otherwise) that contradict the conditions of this License, they do not excuse you from the conditions of this License. If you cannot distribute so as to satisfy simultaneously your obligations under this License and any other pertinent obligations, then as a consequence you may not distribute the Library at all. For example, if a patent license would not permit royalty-free redistribution of the Library by all those who receive copies directly or indirectly through you, then the only way you could satisfy both it and this License would be to refrain entirely from distribution of the Library. If any portion of this section is held invalid or unenforceable under any particular circumstance, the balance of the section is intended to apply, and the section as a whole is intended to apply in other circumstances. It is not the purpose of this section to induce you to infringe any patents or other property right claims or to contest validity of any such claims; this section has the sole purpose of protecting the integrity of the free software distribution system which is implemented by public license practices. Many people have made generous contributions

to the wide range of software distributed through that system in reliance on consistent application of that system; it is up to the author/donor to decide if he or she is willing to distribute software through any other system and a licensee cannot impose that choice. This section is intended to make thoroughly clear what is believed to be a consequence of the rest of this License.

12. If the distribution and/or use of the Library is restricted in certain countries either by patents or by copyrighted interfaces, the original copyright holder who places the Library under this License may add an explicit geographical distribution limitation excluding those countries, so that distribution is permitted only in or among countries not thus excluded. In such case, this License incorporates the limitation as if written in the body of this License.

13. The Free Software Foundation may publish revised and/or new versions of the Lesser General Public License from time to time. Such new versions will be similar in spirit to the present version, but may differ in detail to address new problems or concerns. Each version is given a distinguishing version number. If the Library specifies a version number of this License which applies to it and "any later version", you have the option of following the terms and conditions either of that version or of any later version published by the Free Software Foundation. If the Library does not specify a license version number, you may choose any version ever published by the Free Software Foundation.

14. If you wish to incorporate parts of the Library into other free programs whose distribution conditions are incompatible with these, write to the author to ask for permission. For software which is copyrighted by the Free Software Foundation, write to the Free Software Foundation; we sometimes make exceptions for this. Our decision will be guided by the two goals of preserving the free status of all derivatives of our free software and of promoting the sharing and reuse of software generally.

NO WARRANTY

15. BECAUSE THE LIBRARY IS LICENSED FREE OF CHARGE, THERE IS NO WARRANTY FOR THE LIBRARY, TO THE EXTENT PERMITTED BY APPLICABLE LAW. EXCEPT WHEN OTHERWISE STATED IN WRITING THE COPYRIGHT HOLDERS AND/OR OTHER PARTIES PROVIDE THE LIBRARY "AS IS" WITHOUT WARRANTY OF ANY KIND, EITHER EXPRESSED OR IMPLIED, INCLUDING, BUT NOT LIMITED TO, THE IMPLIED WARRANTIES OF MERCHANTABILITY AND FITNESS FOR A PARTICULAR PURPOSE. THE ENTIRE RISK AS TO THE QUALITY AND PERFORMANCE OF THE LIBRARY IS WITH YOU. SHOULD THE LIBRARY PROVE DEFECTIVE, YOU ASSUME THE COST OF ALL NECESSARY SERVICING, REPAIR OR CORRECTION. 16. IN NO EVENT UNLESS REQUIRED BY APPLICABLE LAW OR AGREED TO IN WRITING WILL ANY COPYRIGHT HOLDER, OR ANY OTHER PARTY WHO MAY MODIFY AND/OR REDISTRIBUTE THE LIBRARY AS PERMITTED ABOVE, BE LIABLE TO YOU FOR DAMAGES, INCLUDING ANY GENERAL, SPECIAL, INCIDENTAL OR CONSEQUENTIAL DAMAGES ARISING OUT OF THE USE OR INABILITY TO USE THE LIBRARY (INCLUDING BUT NOT LIMITED TO LOSS OF DATA OR DATA BEING RENDERED INACCURATE OR LOSSES SUSTAINED BY YOU OR THIRD PARTIES OR A FAILURE OF THE LIBRARY TO OPERATE WITH ANY OTHER SOFTWARE), EVEN IF SUCH HOLDER OR OTHER PARTY HAS BEEN ADVISED OF THE POSSIBILITY OF SUCH DAMAGES. END OF TERMS AND CONDITIONS

Apache License Version 2.0, January 2004 <http://www.apache.org/licenses/> TERMS AND CONDITIONS FOR USE, REPRODUCTION, AND DISTRIBUTION

1. Definitions. "License" shall mean the terms and conditions for use, reproduction, and distribution as defined by Sections 1 through 9 of this document. "Licensor" shall mean the copyright owner or entity authorized by the copyright owner that is granting the License. "Legal Entity" shall mean the union of the acting entity and all other entities that control, are controlled by, or are under common control with that entity. For the purposes of this definition, "control" means (i) the power, direct or indirect, to cause the direction or management of such entity, whether by contract or otherwise, or (ii) ownership of fifty percent (50%) or more of the outstanding shares, or (iii) beneficial ownership of such entity. "You" (or "Your") shall mean an individual or Legal Entity exercising permissions granted by this License. "Source" form shall mean the preferred form for making modifications, including but not limited to software source code, documentation source, and configuration files. "Object" form shall mean any form resulting from mechanical transformation or translation of a Source form, including but not limited to compiled object code, generated documentation, and conversions to other media types. "Work" shall mean the work of authorship, whether in Source or Object form, made available under the License, as indicated by a copyright notice that is included in or attached to the work (an example is provided in the Appendix below). "Derivative Works" shall mean any work, whether in Source or Object form, that is based on (or derived from) the Work and for which the editorial revisions, annotations, elaborations, or other modifications represent, as a whole, an original work of authorship. For the purposes of this License, Derivative Works shall not include works that remain separable from, or merely link (or bind by name) to the interfaces of, the Work and Derivative Works thereof. "Contribution" shall mean any work of authorship, including the original version of the Work and any modifications or additions to that Work or Derivative Works thereof, that is intentionally submitted to Licensor for inclusion in the Work by the copyright owner or by an individual or Legal Entity authorized to submit on behalf of the copyright owner. For the purposes of this definition, "submitted" means any form of electronic, verbal, or written communication sent to the Licensor or its representatives, including but not limited to communication on electronic mailing lists, source code control systems, and issue tracking systems that are managed by, or on behalf of, the Licensor for the purpose of discussing

and improving the Work, but excluding communication that is conspicuously marked or otherwise designated in writing by the copyright owner as "Not a Contribution." "Contributor" shall mean Licensor and any individual or Legal Entity on behalf of whom a Contribution has been received by Licensor and subsequently incorporated within the Work.

2. Grant of Copyright License. Subject to the terms and conditions of this License, each Contributor hereby grants to You a perpetual, worldwide, non-exclusive, no-charge, royalty-free, irrevocable copyright license to reproduce, prepare Derivative Works of, publicly display, publicly perform, sublicense, and distribute the Work and such Derivative Works in Source or Object form.

3. Grant of Patent License. Subject to the terms and conditions of this License, each Contributor hereby grants to You a perpetual, worldwide, non-exclusive, no-charge, royalty-free, irrevocable (except as stated in this section) patent license to make, have made, use, offer to sell, sell, import, and otherwise transfer the Work, where such license applies only to those patent claims licensable by such Contributor that are necessarily infringed by their Contribution(s) alone or by combination of their Contribution(s) with the Work to which such Contribution(s) was submitted. If You institute patent litigation against any entity (including a cross-claim or counterclaim in a lawsuit) alleging that the Work or a Contribution incorporated within the Work constitutes direct or contributory patent infringement, then any patent licenses granted to You under this License for that Work shall terminate as of the date such litigation is filed.

4. Redistribution. You may reproduce and distribute copies of the Work or Derivative Works thereof in any medium, with or without modifications, and in Source or Object form, provided that You meet the following conditions: 1. You must give any other recipients of the Work or Derivative Works a copy of this License; and 2. You must cause any modified files to carry prominent notices stating that You changed the files; and 3. You must retain, in the Source form of any Derivative Works that You distribute, all copyright, patent, trademark, and attribution notices from the Source form of the Work, excluding those notices that do not pertain to any part of the Derivative Works; and 4. If the Work includes a "NOTICE" text file as part of its distribution, then any Derivative Works that You distribute must include a readable copy of the attribution notices contained within such NOTICE file, excluding those notices that do not pertain to any part of the Derivative Works, in at least one of the following places: within a NOTICE text file distributed as part of the Derivative Works; within the Source form or documentation, if provided along with the Derivative Works; or, within a display generated by the Derivative Works, if and wherever such third-party notices normally appear. The contents of the NOTICE file are for informational purposes only and do not modify the License. You may add Your own attribution notices within Derivative Works that You distribute, alongside or as an addendum to the NOTICE text from the Work, provided that such additional attribution notices cannot be construed as modifying the License. You may add Your own copyright statement to Your modifications and may provide additional or different license terms and conditions for use, reproduction, or distribution of Your modifications, or for any such Derivative Works as a whole, provided Your use, reproduction, and distribution of the Work otherwise complies with the conditions stated in this License.

5. Submission of Contributions. Unless You explicitly state otherwise, any Contribution intentionally submitted for inclusion in the Work by You to the Licensor shall be under the terms and conditions of this License, without any additional terms or conditions. Notwithstanding the above, nothing herein shall supersede or modify the terms of any separate license agreement you may have executed with Licensor regarding such Contributions.

6. Trademarks. This License does not grant permission to use the trade names, trademarks, service marks, or product names of the Licensor, except as required for reasonable and customary use in describing the origin of the Work and reproducing the content of the NOTICE file.

7. Disclaimer of Warranty. Unless required by applicable law or agreed to in writing, Licensor provides the Work (and each Contributor provides its Contributions) on an "AS IS" BASIS, WITHOUT WARRANTIES OR CONDITIONS OF ANY KIND, either express or implied, including, without limitation, any warranties or conditions of TITLE, NON-INFRINGEMENT, MERCHANTABILITY, or FITNESS FOR A PARTICULAR PURPOSE. You are solely responsible for determining the appropriateness of using or redistributing the Work and assume any risks associated with Your exercise of permissions under this License.

8. Limitation of Liability. In no event and under no legal theory, whether in tort (including negligence), contract, or otherwise, unless required by applicable law (such as deliberate and grossly negligent acts) or agreed to in writing, shall any Contributor be liable to You for damages, including any direct, indirect, special, incidental, or consequential damages of any character arising as a result of this License or out of the use or inability to use the Work (including but not limited to damages for loss of goodwill, work stoppage, computer failure or malfunction, or any and all other commercial damages or losses), even if such Contributor has been advised of the possibility of such damages.

9. Accepting Warranty or Additional Liability. While redistributing the Work or Derivative Works thereof, You may choose to offer, and charge a fee for, acceptance of support, warranty, indemnity, or other liability obligations and/or rights consistent with this License. However, in accepting such obligations, You may act only on Your own behalf and on Your sole responsibility, not on behalf of any other Contributor, and only if You agree to indemnify, defend, and hold each Contributor harmless for any liability incurred by, or claims asserted against, such Contributor by reason of your accepting any such warranty or additional liability.

END OF TERMS AND CONDITIONS